

Nativity of the Blessed Virgin Mary 2016 Parish Survey

EXECUTIVE SUMMARY

Survey Respondent Profile

- Quantitative research in the form of a parish-wide survey
 - Administered at all Masses during one weekend in February 2016.
 - The survey was promoted in bulletins, on the parish website and during announcements in the weeks leading up to administration.
 - Following the in-Mass administration, parishioners were invited through subsequent bulletin and parish-website announcements to complete the questionnaire online if they were unable to do so in person
- Ninety eight percent of respondents identified their primary racial or ethnic identity as White/Anglo/Caucasian.
- The sample has representation in all age ranges, with a majority over 50 – average age of 58.6 years.
- More than a third of respondents are retired or semi-retired and less than half are employed full time.
- More than two thirds have no children or young adults living at home.
- Close to two thirds are female.
- Nearly three quarters are married.
- Highly educated with 64% having bachelors or graduate degrees.
- The overwhelming majority of respondents have been active Catholics since birth (87%) and consider Nativity their primary place of worship (93%). Many have been parishioners for 20 years or more (40%).
- A majority live in the Town of Clarence (64%), with a third from other municipalities including Williamsville (15%) and Lancaster (12%).

Perceptions of Nativity Parish

- The greatest attraction of Nativity Parish: close to home; convenient Mass times; open/welcoming spirit; sense of belonging
- Image of Nativity Parish: beautiful church and campus; friendly, warm/welcoming; family-oriented; multi-generational
- Nativity Parish is rated very positively -- parishioners express high overall satisfaction (90% ratings of excellent and very good)
- Three quarters or more give ratings of excellent and very good for: the parish's sense of community; communication; and leadership of pastor.
- Nearly three quarters (72%) give excellent and very good ratings for management of parish finances.
- Two thirds or more give excellent or positive ratings to other aspects of parish life: leadership provided by associate pastors; ministry of pastoral associates; leadership of Parish Council; and volunteer ministry and other service/outreach opportunities.
- About one fifth of respondents did/could not evaluate: ministry of pastoral associates; leadership of Parish Council; management of parish finances; and volunteer ministry and other service/outreach opportunities. Consideration may be given to enhancing parishioners' awareness and understanding of these topics.

Weekend Masses and Liturgies

- Respondents are highly satisfied with many aspects of weekend Mass, with 90% or more giving ratings of excellent or good for: weekend Masses overall; the spirit of hospitality; music; and Mass times.
- In addition to the above, other weekend Mass aspects received excellent or good ratings from 85% or more of respondents: homilies of pastor; homilies of retired clergy; and length of typical Mass.
- In addition to the above, two aspects received excellent or good ratings from 75% or more of respondents: people's participation in Mass and homilies of associate pastors.
- Not unexpectedly, the liturgies around Christmas and Easter are rated most positively.
- One third or more are unable to rate: daily Masses; reconciliation; prayer and devotion. Consideration may be given to enhancing parishioners' awareness and understanding of these topics.
- Respondents age 70 and older frequent the Saturday 4:30 pm Mass more often, those 50 to 69 prefer the Sunday 8:00 am Mass; and the younger respondents do not have one preferred time.
- Irrespective of age, 11:00 am Sunday was cited by 26% of all respondents as the most regularly attended weekend Mass, followed by 9:30 a.m. Sunday (23%), 4:30 p.m. Saturday (21%), 8:00 a.m. Sunday (19%), 5:00 p.m. Sunday (9%).

Faith Formation

- Whether or not their children are currently living at home, in the last five years, 25% of the respondents' children have attended parish religious education classes in the past five years.
- Adult religious education classes were attended by 19% of respondents over the last five years.
- Most of those who rated areas of faith formation were highly satisfied.
- However, meaningful percentages of respondents did/could not rate: sacramental preparation programs (43%); religious education of children (43%); religious education of teens (52%); faith formation of adults (54%); and Rite of Christian Initiation of Adults (70%). This may be a reflection of the respondent profile and parish demographics, but consideration may be given to enhancing parishioners' awareness and understanding of these programs.

Welcoming Efforts

- Respondents were asked whether they agreed that “the parish should make an effort to welcome” various groups of people “into the Nativity community.”
 1. Those with low incomes
 2. Sick and homebound
 3. Teenagers
 4. Single young adults
 5. Married young adults
 6. Adults
 7. Senior citizens
 8. Families with children and teens
 9. Widows and widowers
 10. Divorced, separated, or remarried
 11. Single parents
 12. Visitors and guests
 13. People from diverse backgrounds
 14. New parishioners
 15. Gay and lesbian individuals and couples
 16. Veterans
 17. Persons with disabilities or differently-abled
 18. Non-practicing and inactive Catholics
 19. Non-Catholics
- For all 19 groups, 89% or more of respondents voiced no disagreement and 79% or more said they somewhat agreed or strongly agreed.
- For 17 groups, 97% or more of respondents voiced no disagreement and 90% or more said they somewhat or strongly agreed.

Communication

- The overwhelming majority of respondents regularly refer to the church bulletin as a means of communication (96%).
- Only about 40% of respondents expressed any level of interest in contributing online as an alternative to envelopes, or receiving information about parish events through social media.
- Just over half of respondents, 51%, said they “would like to receive communications for parish information by email.”
- Those over 70 have little interest in online communication, while 18 to 29 year olds have a high interest in this means of communication.

Involvement

- Only 2% of respondents said they “don’t expect to be a parishioner one year from now,” but 17% said they did not know how actively involved in the Nativity parish community they planned to be in a year.
- Close to two thirds feel that their level of involvement will remain fairly constant in the future, another 17% intend to be more active.

Practice and Participation

- Respondents express the highest likelihood to: spend time on personal prayer; contribute generously to support the parish; give service to the poor; spend more time learning about their faith; and talk to someone about their faith.
- However, a majority of respondents said they are unlikely to: regularly read the Bible; participate in a small faith-sharing group; invite someone to join them at Mass or join the parish; sponsor someone to attend a parish activity or become a Catholic; or volunteer for a parish ministry.

Faith Life Efforts

- Respondents give the highest ratings on Nativity Parish’s efforts to: nurture relationship with Jesus; help people meet their spiritual needs, and help them practice gospel values in their families.
- Forty percent or more of respondents did/could not rate the success of Nativity’s efforts to: reach out to Catholics who do not come to Mass on a regular basis; reach out to people who do not belong to a faith community; or cooperate with non-Catholic churches. Consideration may be given to enhancing Nativity’s efforts in these areas and/or increasing parishioner’s awareness of them.

Attitudes about the Parish

- Respondents are in strongest agreement that the Nativity church and campus buildings are well-maintained.
- Approximately 50% are in strong agreement that acoustics at Masses are satisfactory; are confident in the parish finances; and are comfortable with the transition to the new pastor.
 - Those 30 to 49 years in age are in stronger agreement on their comfort level with the transition to the new pastor.
 - Individuals 70 and older express lower agreement on their comfort with the pastor transition, the language ability of the associate pastors, the shared roles with sister parishes, acoustics at Mass; and maintenance of buildings and church.
- Roughly two thirds of respondents overall somewhat or strongly agree that they are comfortable with: the English language skills of the associate pastors, the shared role of the clergy with two sister parishes, and sufficient meeting space on campus to gather for ministry and socialization.

Attitudes about the School

- About three quarters of respondents overall say they somewhat or strongly agree that: Nativity School is integral and important; education of children in a Catholic School with Catholic values is important; and utilizing some of the parish's general funds to support the school and students is a good use of financial resources.
- While 18 to 29 year olds are in stronger agreement, those 30 to 49 in age are in lower agreement.

Other

- In general, the findings of the quantitative survey echo the information gleaned from the interviews and focus groups held with parishioners, staff members, clergy and ministry leaders in December 2015.
- On the open-ended survey question, "what is the most important need for our parish to focus on in the next 1 to 3 years," more than half of the 803 respondents did not answer. While this may reflect the limited time some respondents may have had to complete the survey during mass, it is also evidence of general satisfaction with the parish.
- Among those who did respond to the open-ended question, no topic dominated.
- Some respondents' answers to the open-ended question touched on multiple topics.

- The most-commonly mentioned topics raised in the open-ended question responses related to:
 - Miscellaneous suggestions, ideas or praise (mentioned by 95 respondents)
 - Attracting, retaining and/or better engaging younger parishioners (51 mentions)
 - Evangelization and outreach (49 mentions)
 - Enhancing hospitality, social interaction, community and/or unity building among parishioners (38 mentions)
 - Having one priest dedicated full-time to leading Nativity and living at the parish and/or more frequent visibility by the pastor (32 mentions)
 - Faith formation (29 mentions)
 - Attracting, retaining and/or better engaging families with young children (27 mentions)
 - Liturgies, particularly content and messages in homilies to better help audience to learn and appreciate teachings (27 mentions)
 - Other criticisms, concerns or dissatisfaction (25 mentions)
 - Enhancing diversity and spirit of inclusiveness (22 mentions)
 - English language and public speaking of some priests during liturgies, and particularly homilies (22 mentions)
- Other topics mentioned by 19 or fewer respondents in answering the open-ended question, in no particular order:
 - Leadership
 - Communication by parish to or with parishioners
 - Financial stewardship or stability
 - Maintain the positive attributes of the parish and/or keep up the good work
 - Improve, invest in or change approach to school
 - Add physical facility space for socializing and gathering
 - Improve audio and/or acoustics in sanctuary and/or attend to needs of hearing impaired
 - Add air conditioning in sanctuary
 - Learn from evangelical churches in the local area
 - Support sister parishes
 - Social justice
 - Attract, retain and/or better engage seniors
 - Increase service opportunities
 - More variety or enhancements to music.

Objectives of this Study

- The study was conducted to gain feedback from stakeholders in order to assist the Parish Council in its strategic planning process.
- Of specific interest:
 - ~Perceptions and image of Nativity Parish
 - ~Overall satisfaction of parishioners
 - ~Evaluation of parish on specific aspects
 - ~Understanding attitudes and behavior
 - ~Determination of comfort level with transition of pastor, associate pastors and relationship with of sister parishes
 - ~Identification of issues to address moving forward.

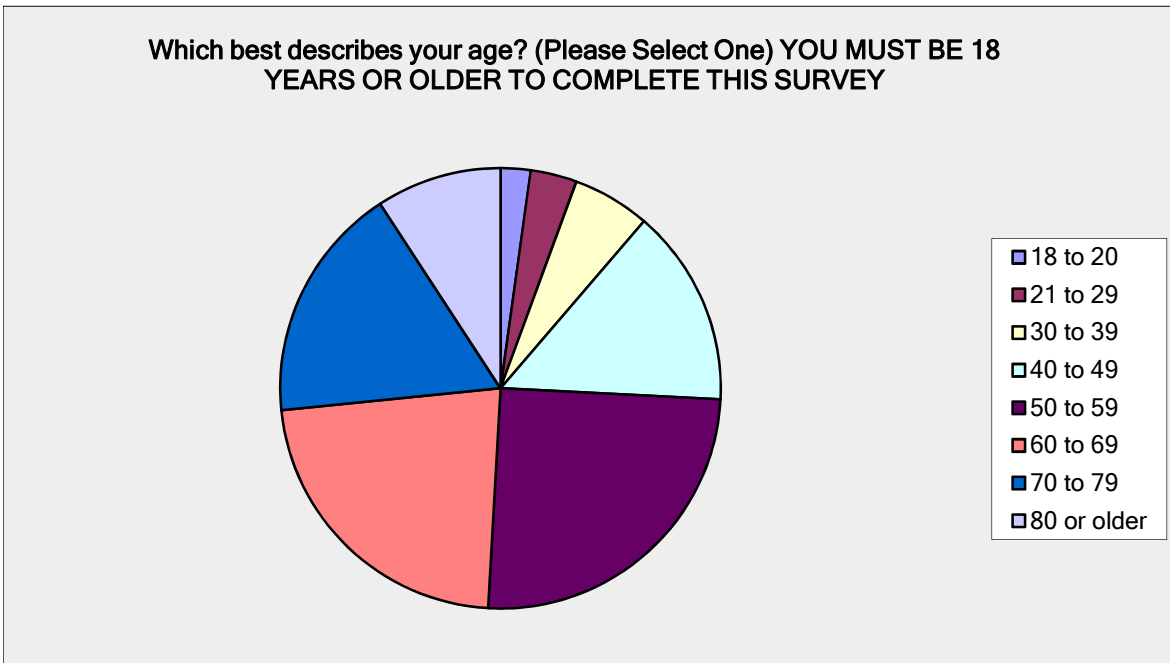
Study Methodology

- Qualitative research was conducted during December 2015 and consisted of in-depth interviews with clergy and staff and a parishioner/parish ministry leader focus group.
- Quantitative research in the form of a parish-wide survey
 - Administered at all Masses during one weekend in February 2016.
 - The survey was promoted in bulletins, on the parish website and during announcements in the weeks leading up to administration.
 - Following the in-Mass administration, parishioners were invited through subsequent bulletin and parish-website announcements to complete the questionnaire online if they were unable to do so in person
- The overall sample of 803
 - The statistical validity is at the 95% confidence level with an error margin of +/- 3.00 to 4.00 percentage points.
- Focused Marketing Associates was engaged to design and conduct the study on a pro bono basis
- Pastors/staff and Parish Council assisted in recruitment, survey feedback, distribution during Mass, and data entry

Nativity of the Blessed Virgin Mary Parish - Quality of Parish Life Survey

Which best describes your age? (Please Select One) YOU MUST BE 18 YEARS OR OLDER TO COMPLETE THIS SURVEY

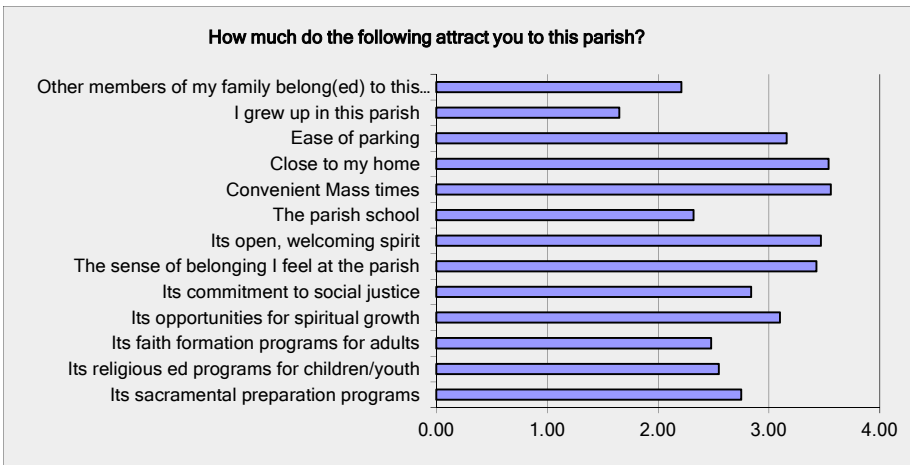
Answer Options	Response Percent	Response Count
18 to 20	2.2%	18
21 to 29	3.4%	27
30 to 39	5.7%	46
40 to 49	14.5%	116
50 to 59	25.1%	201
60 to 69	22.5%	180
70 to 79	17.4%	139
80 or older	9.2%	74
<i>answered question</i>		801
<i>skipped question</i>		12



Nativity of the Blessed Virgin Mary Parish - Quality of Parish Life Survey

How much do the following attract you to this parish?

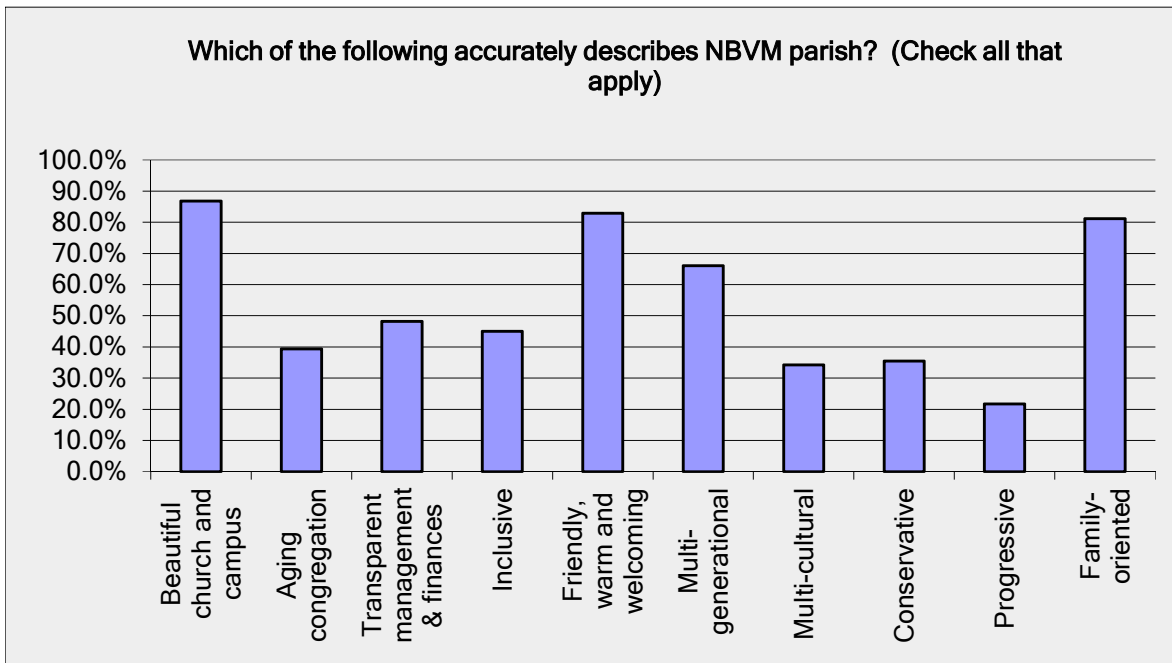
Answer Options	1 = Not at all	2 = Very little	3 = Somewhat	4 = Great deal	Rating Average	Response Count
Its sacramental preparation programs	116	121	243	189	2.75	669
Its religious ed programs for children/youth	185	116	185	185	2.55	671
Its faith formation programs for adults	129	193	248	103	2.48	673
Its opportunities for spiritual growth	48	96	292	261	3.10	697
Its commitment to social justice	84	135	274	191	2.84	684
The sense of belonging I feel at the parish	26	48	244	414	3.43	732
Its open, welcoming spirit	25	45	227	439	3.47	736
The parish school	241	126	146	153	2.32	666
Convenient Mass times	17	37	208	497	3.56	759
Close to my home	30	41	177	518	3.54	766
Ease of parking	68	95	220	351	3.16	734
I grew up in this parish	483	30	30	113	1.65	656
Other members of my family belong(ed) to this parish	358	32	85	209	2.21	684
<i>answered question</i>						802
<i>skipped question</i>						11



Nativity of the Blessed Virgin Mary Parish - Quality of Parish Life Survey

Which of the following accurately describes NBVM parish? (Check all that apply)

Answer Options	Response Percent	Response Count
Beautiful church and campus	86.8%	697
Aging congregation	39.4%	316
Transparent management & finances	48.2%	387
Inclusive	45.0%	361
Friendly, warm and welcoming	82.9%	666
Multi-generational	66.1%	531
Multi-cultural	34.2%	275
Conservative	35.5%	285
Progressive	21.7%	174
Family-oriented	81.2%	652
<i>answered question</i>		803
<i>skipped question</i>		10



Nativity of the Blessed Virgin Mary Parish - Quality of Parish Life Survey

Please evaluate the following aspects of parish life.

Answer Options	1 = Poor	2 = Fair	3 = Good	4 = Excellent	Don't know/Not applicable	Rating Average	Response Count
Overall satisfaction with the parish	13	51	348	348	17	3.39	777
Sense of community within the parish	13	92	347	273	27	3.28	752
Parish communication with parishioners	21	69	361	280	36	3.31	767
Leadership provided by the pastor	27	78	266	318	71	3.43	760
Leadership provided by the Associate pastors	35	92	268	262	95	3.39	752
Ministry of pastoral associates	19	60	283	239	142	3.57	743
Leadership of the Parish Council	12	58	267	221	183	3.68	741
Management of parish finances	7	33	235	307	166	3.79	748
Volunteer ministry and other service/outreach	9	71	290	233	137	3.56	740
						<i>answered question</i>	790
						<i>skipped question</i>	23

Nativity of the Blessed Virgin Mary Parish - Quality of Parish Life Survey

Please evaluate the following aspects of weekend Masses

Answer Options	1 = Poor	2 = Fair	3 = Good	4 = Excellent	Don't Know/Not Applicable	Rating Average	Response Count
Overall satisfaction with the weekend Masses	11	55	253	457	4	3.50	780
Spirit of welcome and hospitality	10	49	250	451	8	3.52	768
People's participation	10	141	332	267	15	3.18	765
Music	14	47	209	506	4	3.56	780
Homilies of Pastor	20	68	290	371	16	3.39	765
Homilies of Associate Pastors	48	123	271	298	17	3.15	757
Homilies of Retired Clergy	9	46	256	428	30	3.55	769
Weekend Mass times	5	20	217	529	10	3.66	781
Length of typical Mass	26	76	297	372	5	3.33	776
						<i>answered question</i>	800
						<i>skipped question</i>	13

Nativity of the Blessed Virgin Mary Parish - Quality of Parish Life Survey

Please evaluate these liturgies and other religious activities.

Answer Options	1 = Poor	2 = Fair	3 = Good	4 = Excellent	Don't know/Not applicable	Rating Average	Response Count
Daily Masses	12	27	186	182	330	4.07	737
Confession/Reconciliation	12	48	249	173	247	3.82	729
Prayer and devotion apart from Mass	7	48	264	172	236	3.80	727
Advent liturgies	2	28	306	298	104	3.64	738
Christmas liturgies	2	17	268	405	65	3.68	757
Liturgies during Lent and Holy Week	1	17	278	382	71	3.67	749
Easter liturgies	2	15	255	407	75	3.71	754
<i>answered question</i>							775
<i>skipped question</i>							38

Nativity of the Blessed Virgin Mary Parish - Quality of Parish Life Survey

Please evaluate these areas of faith formation and education.

Answer Options	1 = Poor	2 = Fair	3 = Good	4 = Excellent	Don't know/Not applicable	Rating Average	Response Count
Sacramental preparation programs	6	38	181	193	321	4.06	739
Religious education of children	10	39	171	200	321	4.06	741
Religious education of teens (Youth Ministry)	14	44	147	150	377	4.14	732
Faith formation of adults	11	55	166	111	395	4.12	738
Rite of Christian Initiation of Adults (RCIA)	6	27	96	90	518	4.47	737
						<i>answered question</i>	757
						<i>skipped question</i>	56

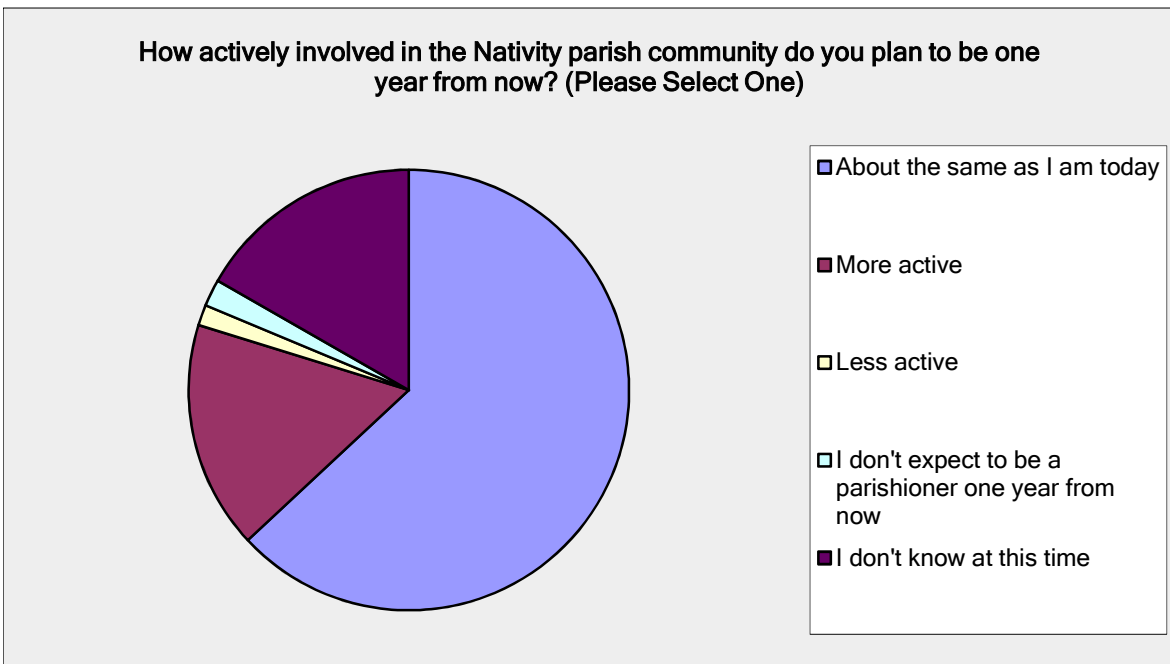
Nativity of the Blessed Virgin Mary Parish - Quality of Parish Life Survey

The parish should make an effort to welcome the following into the Nativity community. (Please indicate your level of agreement with each)							
Answer Options	1 = Strongly Disagree	2 = Somewhat Disagree	3 = Somewhat Agree	4 = Strongly Agree	Don't know/Not applicable	Rating Average	Response Count
Those with low incomes	4	16	128	554	59	3.85	761
Sick and homebound	2	6	101	598	51	3.91	758
Teenagers	2	0	26	215	11	3.92	254
Single young adults	2	5	90	638	32	3.90	767
Married young adults	2	3	84	642	28	3.91	759
Adults	2	1	97	637	24	3.89	761
Senior citizens	2	2	93	642	23	3.90	762
Families with children & teens	2	2	82	646	31	3.92	763
Widows and widowers	1	4	87	637	32	3.91	761
Divorced, separated, or remarried	2	8	89	613	41	3.91	753
Single parents	2	4	89	625	36	3.91	756
Visitors and guests	2	3	89	639	26	3.90	759
People from diverse cultures	2	10	99	612	31	3.88	754
New parishioners	2	6	74	649	25	3.91	756
Gay and Lesbian individuals and couples	40	39	120	466	81	3.68	746
Veterans	3	3	68	645	40	3.94	759
Persons with disabilities & different-abilites	2	4	76	641	31	3.92	754
Non-practicing and inactive Catholics	5	12	95	596	46	3.88	754
Non-Catholics	16	38	119	513	62	3.76	748
<i>answered question</i>							779
<i>skipped question</i>							34

Nativity of the Blessed Virgin Mary Parish - Quality of Parish Life Survey

How actively involved in the Nativity parish community do you plan to be one year from now? (Please Select One)

Answer Options	Response Percent	Response Count
About the same as I am today	63.0%	494
More active	16.7%	131
Less active	1.5%	12
I don't expect to be a parishioner one year from now	2.0%	16
I don't know at this time	16.7%	131
<i>answered question</i>		784
<i>skipped question</i>		29



Nativity of the Blessed Virgin Mary Parish - Quality of Parish Life Survey

How likely are you to do the following?

Answer Options	1 = Not at all	2 = Very little	3 = Somewhat	4 = Great deal	Rating Average	Response Count
Regularly spend time in personal prayer	8	74	306	391	3.39	779
Spend time learning more about my faith	25	204	356	169	2.89	754
Regularly read the Bible	203	315	143	87	2.15	748
Participate in a small faith-sharing group	301	246	131	61	1.94	739
Invite someone to join you at Mass	174	244	226	98	2.33	742
Invite someone to join our parish	36	75	42	18	2.25	171
Sponsor someone to attend one of our parish services or	267	253	149	53	1.98	722
Sponsor someone who wants to become Catholic	235	222	167	99	2.18	723
Talk to someone about my faith	99	183	269	192	2.75	743
Give service on behalf of the poor	80	170	274	213	2.84	737
Participate in community efforts to create a more just	122	205	254	139	2.57	720
Volunteer for a parish ministry	215	219	153	148	2.32	735
Contribute generously to the support of the parish	29	88	361	277	3.17	755
<i>answered question</i>						792
<i>skipped question</i>						21



Nativity of the Blessed Virgin Mary Parish - Quality of Parish Life Survey

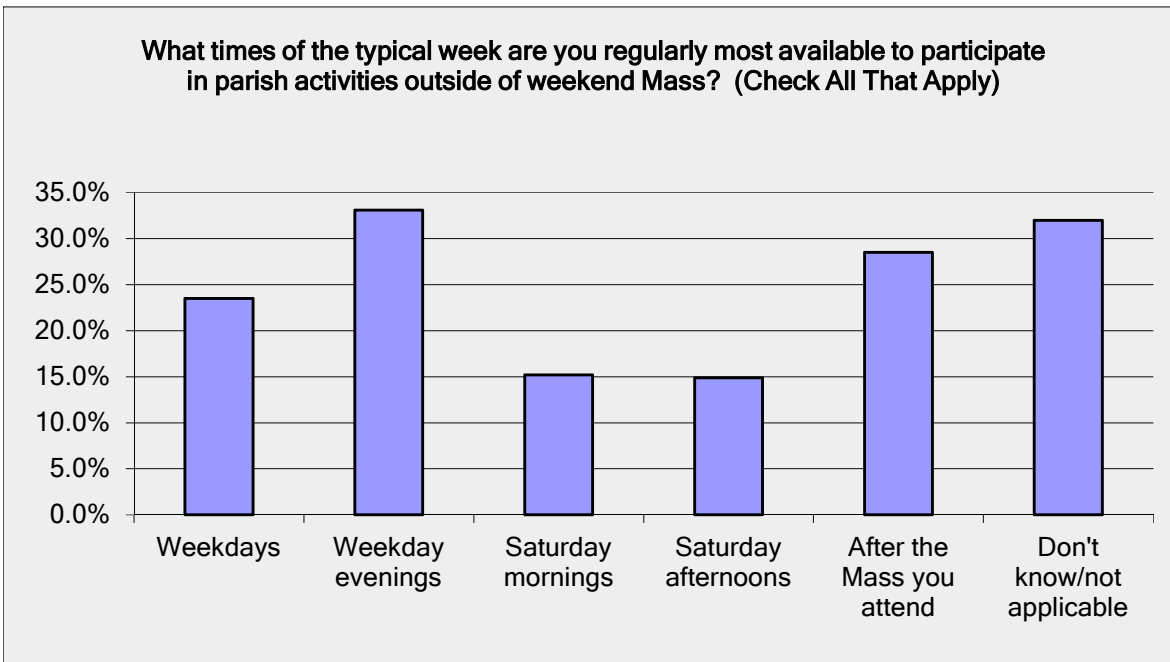
Please evaluate the success of parish efforts to:

Answer Options	1 = Poor	2 = Fair	3 = Good	4 = Excellent	Don't know/Not applicable	Rating Average	Response Count
Nurture your relationship with Jesus Christ	10	56	358	295	35	3.38	754
Meet spiritual needs in people's lives	11	66	337	245	92	3.45	751
Reach out to Catholics who do not come to Mass on a	74	147	149	68	304	3.51	742
Reach out to people who do not belong to a faith	80	142	116	59	342	3.60	739
Cooperate with non-Catholic churches	47	103	175	103	309	3.71	737
Offer a Catholic perspective on current issues	34	127	285	165	122	3.29	733
Help you practice gospel values in your family	17	111	316	207	87	3.32	738
Help you practice gospel values at the workplace	48	126	244	139	161	3.33	718
Help you practice gospel values in your neighborhood	38	134	283	144	132	3.27	731
Help you practice gospel values in society at large	25	123	294	177	111	3.31	730
<i>answered question</i>							773
<i>skipped question</i>							40

Nativity of the Blessed Virgin Mary Parish - Quality of Parish Life Survey

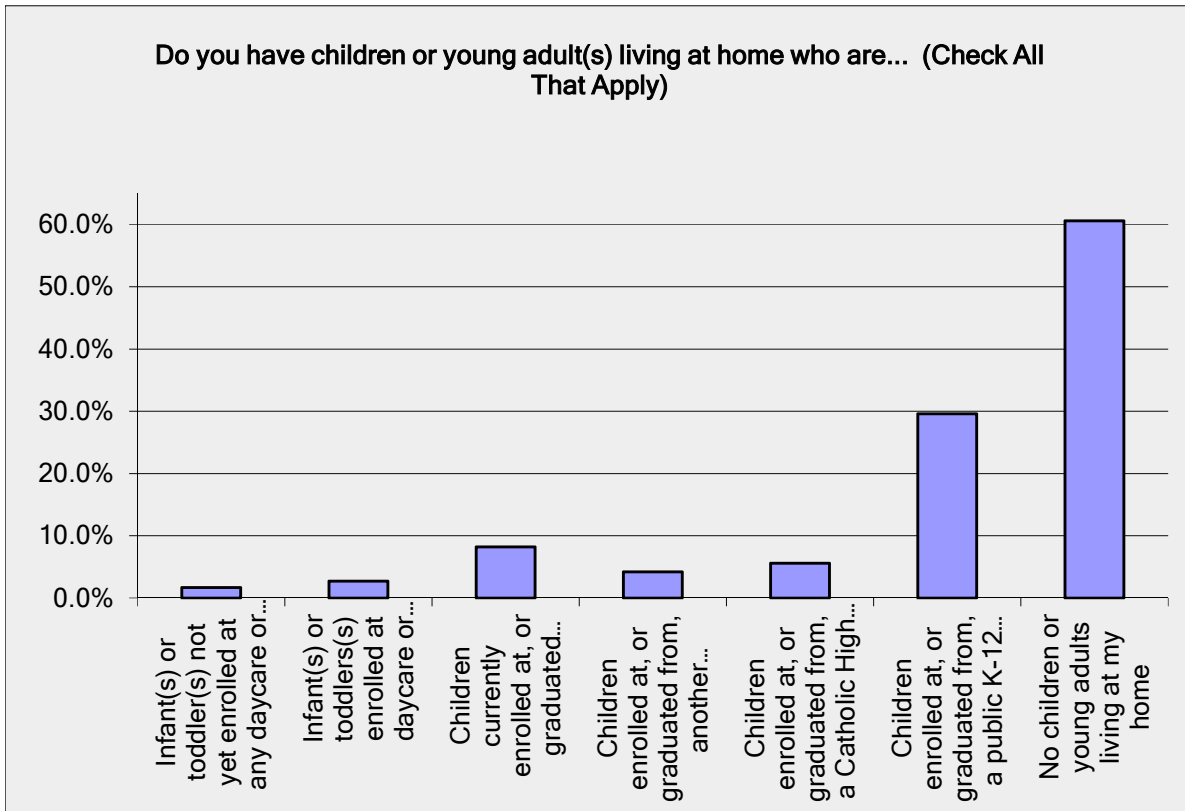
What times of the typical week are you regularly most available to participate in parish activities outside of weekend Mass? (Check All That Apply)

Answer Options	Response Percent	Response Count
Weekdays	23.5%	182
Weekday evenings	33.1%	257
Saturday mornings	15.2%	118
Saturday afternoons	14.9%	116
After the Mass you attend	28.5%	221
Don't know/not applicable	32.0%	248
<i>answered question</i>		776
<i>skipped question</i>		37



Nativity of the Blessed Virgin Mary Parish - Quality of Parish Life Survey

Do you have children or young adult(s) living at home who are... (Check All That Apply)		
Answer Options	Response Percent	Response Count
Infant(s) or toddler(s) not yet enrolled at any daycare or	1.7%	12
Infant(s) or toddlers(s) enrolled at daycare or preschool,	2.7%	19
Children currently enrolled at, or graduated from, Nativity	8.2%	58
Children enrolled at, or graduated from, another Catholic	4.2%	30
Children enrolled at, or graduated from, a Catholic High	5.6%	40
Children enrolled at, or graduated from, a public K-12	29.6%	210
No children or young adults living at my home	60.6%	430
<i>answered question</i>		710
<i>skipped question</i>		103



Nativity of the Blessed Virgin Mary Parish - Quality of Parish Life Survey

Please answer "yes" or "no" to the following questions.

Answer Options	Yes	No	Rating Average	Response Count
Is this parish your primary place of worship?	722	59	1.08	781
Do you have children at home who have attended parish	186	572	1.75	758
Have you attended parish adult religious education	145	624	1.81	769
Will/did any other member of your household, 18 years	335	414	1.55	749
			<i>answered question</i>	786
			<i>skipped question</i>	27

Nativity of the Blessed Virgin Mary Parish - Quality of Parish Life Survey

Please indicate your level of agreement on the following statements.

Answer Options	1 = Strongly disagree	2 = Somewhat disagree	3 = Somewhat agree	4 = Strongly agree	Don't know/Not applicable	Rating Average	Response Count
I feel comfortable with the transition to our new Pastor	37	71	233	387	43	3.43	771
I feel comfortable with the transition to our new	52	107	244	332	38	3.25	773
I am comfortable with the English-language skills of our	98	186	267	192	20	2.80	763
I am comfortable with the shared roles our clergy have	62	107	252	243	96	3.27	760
I have confidence that the finances of our parish and that	18	21	163	410	151	3.86	763
The acoustics/microphones at Masses are satisfactory	34	44	213	463	10	3.49	764
There is sufficient meeting space on campus to gather	30	47	163	322	182	3.78	744
Our church and campus buildings are well-maintained	2	3	69	660	23	3.92	757
						<i>answered question</i>	780
						<i>skipped question</i>	33

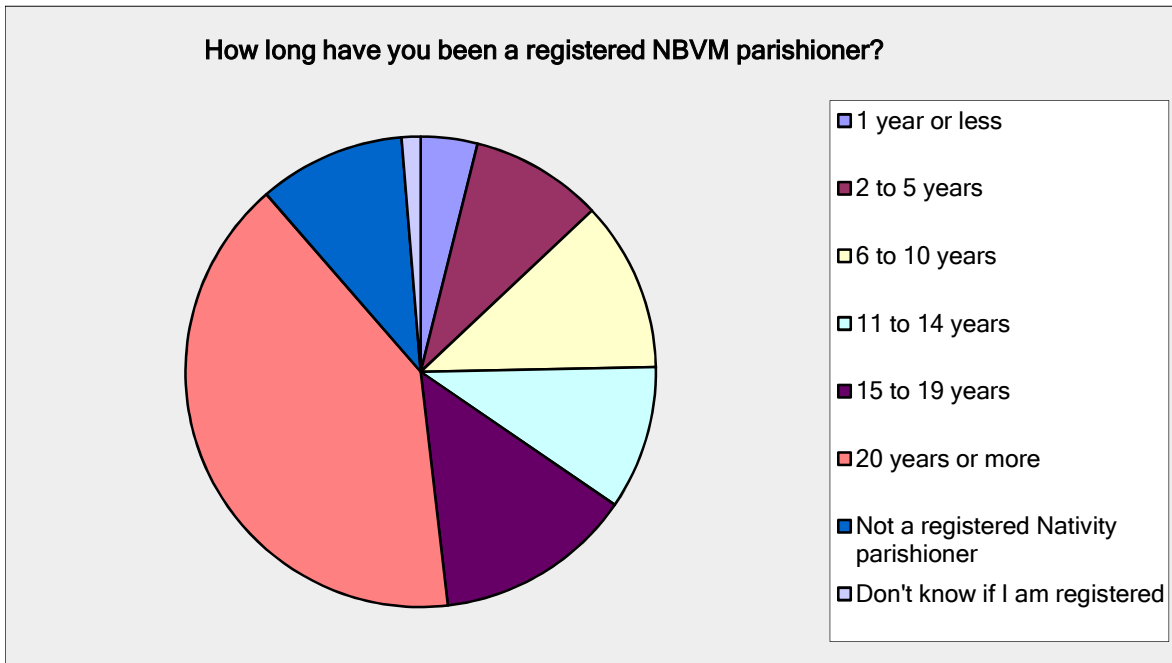
Nativity of the Blessed Virgin Mary Parish - Quality of Parish Life Survey

Please indicate your level of agreement on the following statements regarding our parish school.

Answer Options	1 = Strongly disagree	2 = Somewhat disagree	3 = Somewhat agree	4 = Strongly agree	Don't know/Not applicable	Rating Average	Response Count
Nativity School is an integral part of the parish and	12	38	141	403	152	3.86	746
The education of children in a Catholic school with	16	31	127	479	92	3.81	745
Utilizing some of the parish's general funds to help	23	46	171	400	99	3.68	739
When given the opportunity, I am pleased to promote	30	52	139	306	205	3.83	732
As a parishioner, I am pleased with the school and do	17	47	126	242	303	4.04	735
						<i>answered question</i>	753
						<i>skipped question</i>	60

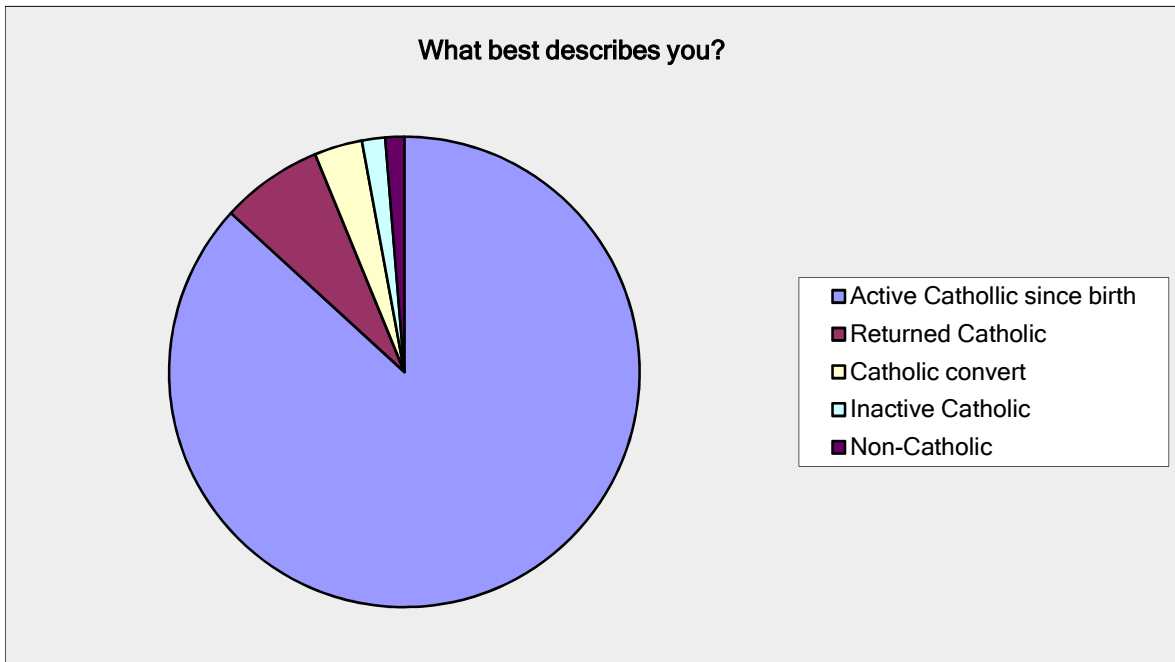
Nativity of the Blessed Virgin Mary Parish - Quality of Parish Life Survey

How long have you been a registered NBVM parishioner?		
Answer Options	Response Percent	Response Count
1 year or less	3.9%	30
2 to 5 years	9.1%	70
6 to 10 years	11.7%	90
11 to 14 years	9.9%	76
15 to 19 years	13.6%	105
20 years or more	40.5%	312
Not a registered Nativity parishioner	10.1%	78
Don't know if I am registered	1.3%	10
<i>answered question</i>		771
<i>skipped question</i>		42



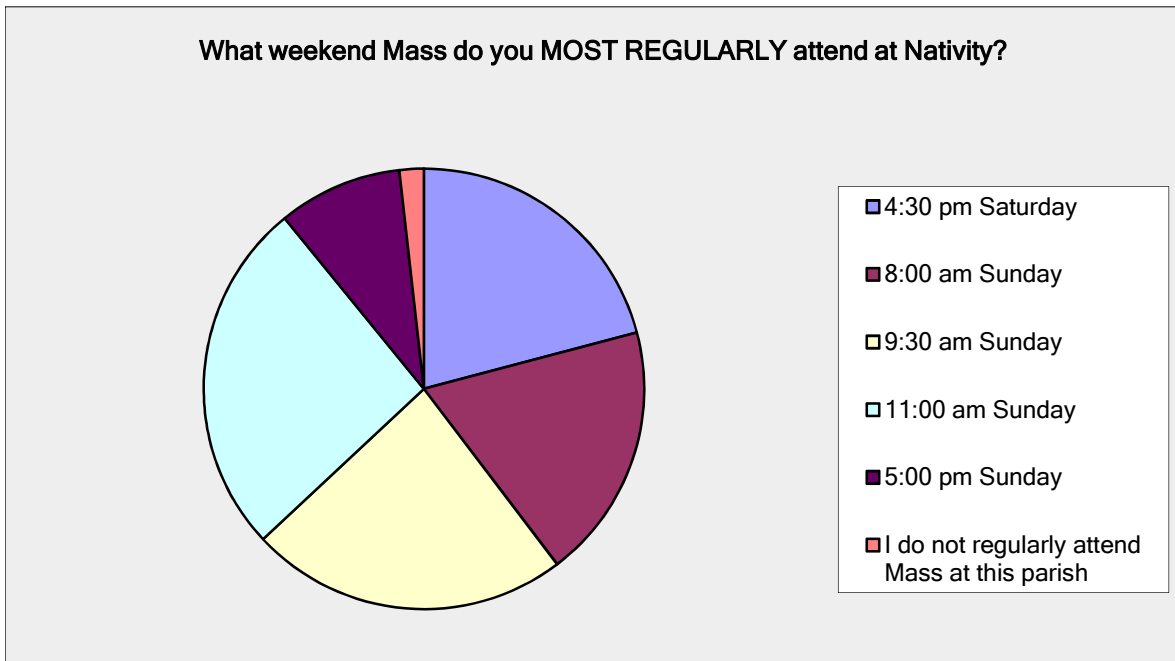
Nativity of the Blessed Virgin Mary Parish - Quality of Parish Life Survey

What best describes you?		
Answer Options	Response Percent	Response Count
Active Catholic since birth	86.8%	657
Returned Catholic	7.0%	53
Catholic convert	3.3%	25
Inactive Catholic	1.6%	12
Non-Catholic	1.3%	10
<i>answered question</i>		757
<i>skipped question</i>		56



Nativity of the Blessed Virgin Mary Parish - Quality of Parish Life Survey

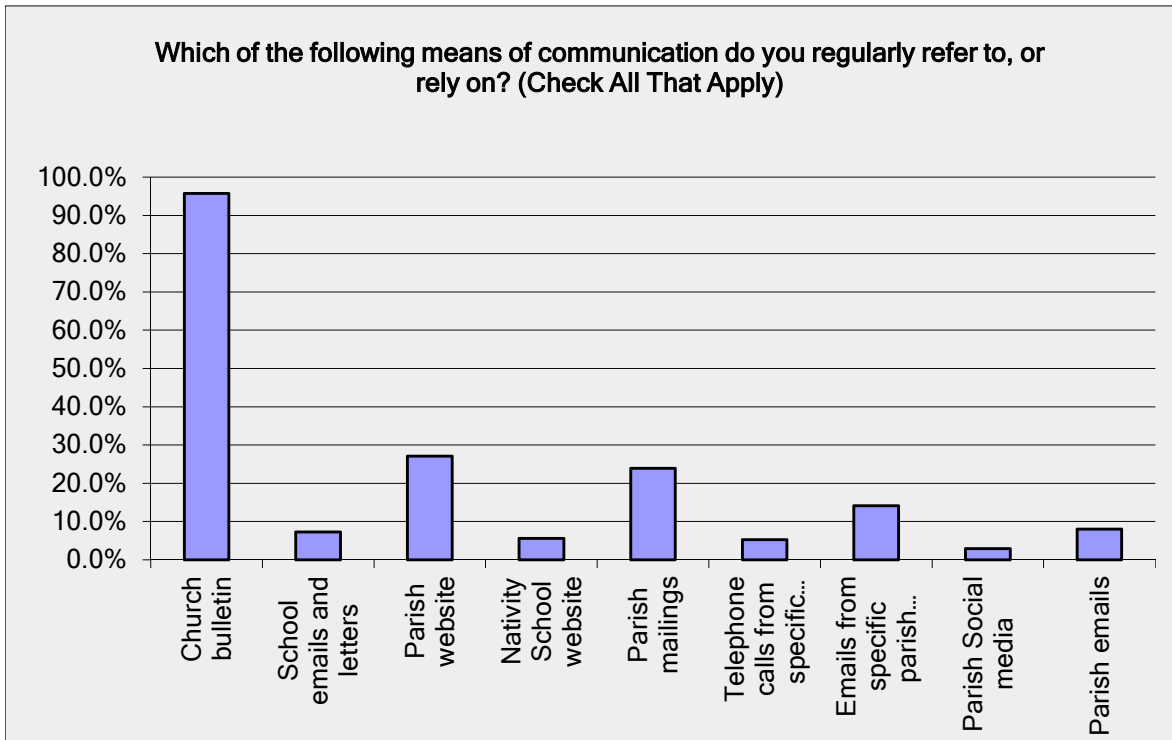
What weekend Mass do you MOST REGULARLY attend at Nativity?		
Answer Options	Response Percent	Response Count
4:30 pm Saturday	20.9%	154
8:00 am Sunday	18.8%	138
9:30 am Sunday	23.4%	172
11:00 am Sunday	26.1%	192
5:00 pm Sunday	9.1%	67
I do not regularly attend Mass at this parish	1.8%	13
<i>answered question</i>		736
<i>skipped question</i>		77



Nativity of the Blessed Virgin Mary Parish - Quality of Parish Life Survey

**Which of the following means of communication do you regularly refer to, or rely on?
(Check All That Apply)**

Answer Options	Response Percent	Response Count
Church bulletin	95.7%	718
School emails and letters	7.3%	55
Parish website	27.1%	203
Nativity School website	5.6%	42
Parish mailings	23.9%	179
Telephone calls from specific parish ministries	5.3%	40
Emails from specific parish ministries	14.1%	106
Parish Social media	2.9%	22
Parish emails	8.0%	60
<i>answered question</i>		750
<i>skipped question</i>		63



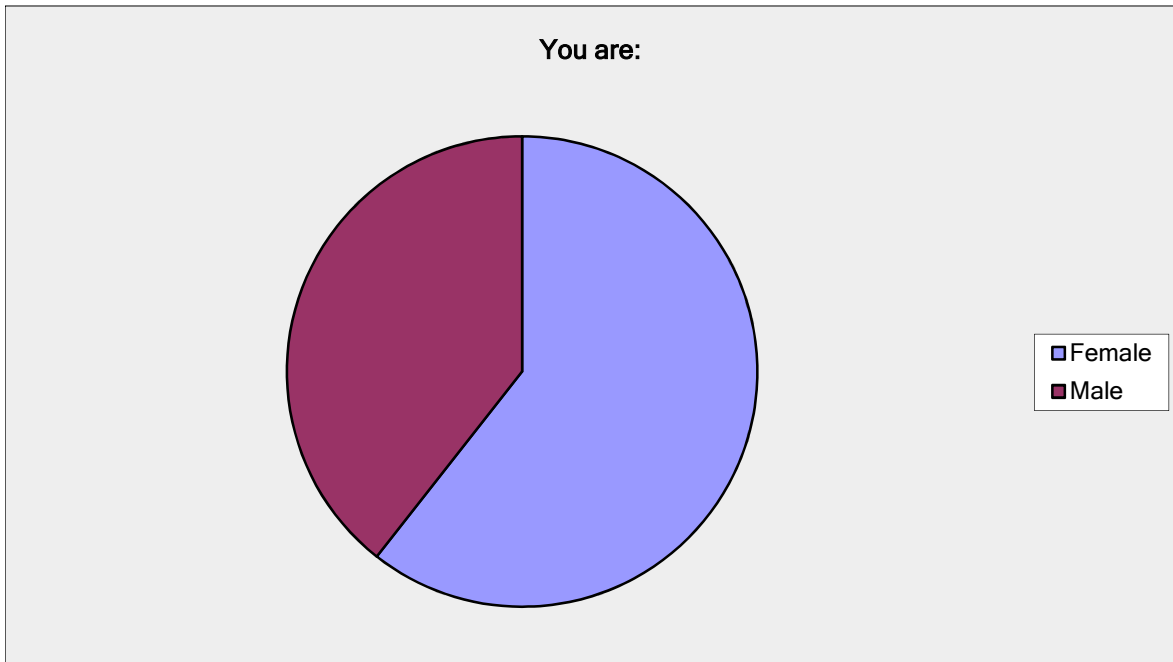
Nativity of the Blessed Virgin Mary Parish - Quality of Parish Life Survey

Please indicate your level of agreement on the following statements regarding communication and technology.

Answer Options	1 = Strongly disagree	2 = Somewhat disagree	3 = Somewhat agree	4 = Strongly agree	Don't know/Not applicable	Rating Average	Response Count
I would be interested in being able to contribute online to	236	101	116	179	86	2.69	718
I would like to receive communications for parish	188	87	166	203	77	2.85	721
I would like to receive information about upcoming	240	96	125	139	110	2.69	710
						<i>answered question</i>	738
						<i>skipped question</i>	75

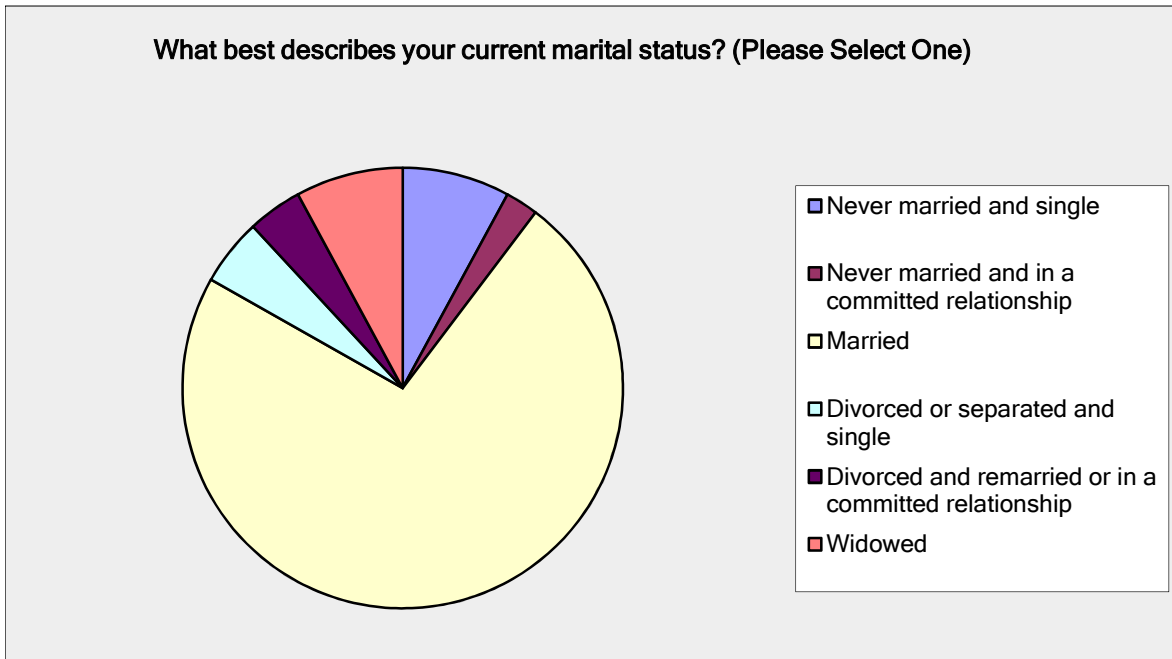
Nativity of the Blessed Virgin Mary Parish - Quality of Parish Life Survey

You are:		
Answer Options	Response Percent	Response Count
Female	60.6%	461
Male	39.4%	300
<i>answered question</i>		761
<i>skipped question</i>		52



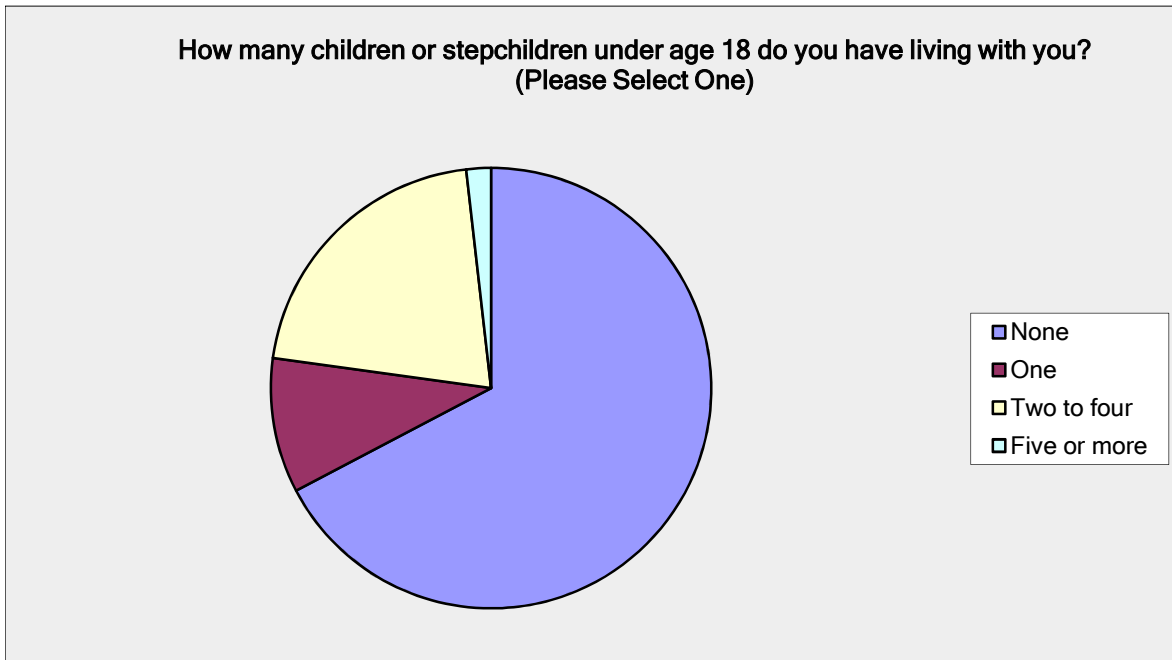
Nativity of the Blessed Virgin Mary Parish - Quality of Parish Life Survey

What best describes your current marital status? (Please Select One)		
Answer Options	Response Percent	Response Count
Never married and single	7.9%	60
Never married and in a committed relationship	2.4%	18
Married	72.9%	552
Divorced or separated and single	4.9%	37
Divorced and remarried or in a committed relationship	4.0%	30
Widowed	7.9%	60
<i>answered question</i>		757
<i>skipped question</i>		56



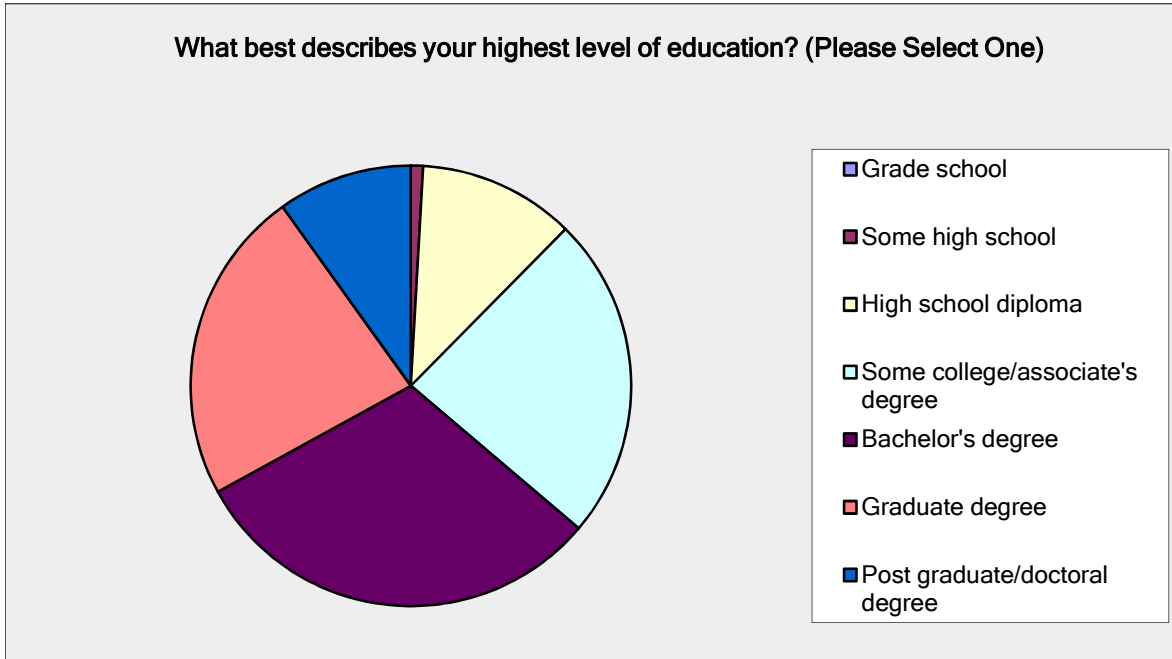
Nativity of the Blessed Virgin Mary Parish - Quality of Parish Life Survey

How many children or stepchildren under age 18 do you have living with you? (Please Select One)		
Answer Options	Response Percent	Response Count
None	67.3%	489
One	9.9%	72
Two to four	21.0%	153
Five or more	1.8%	13
<i>answered question</i>		727
<i>skipped question</i>		86



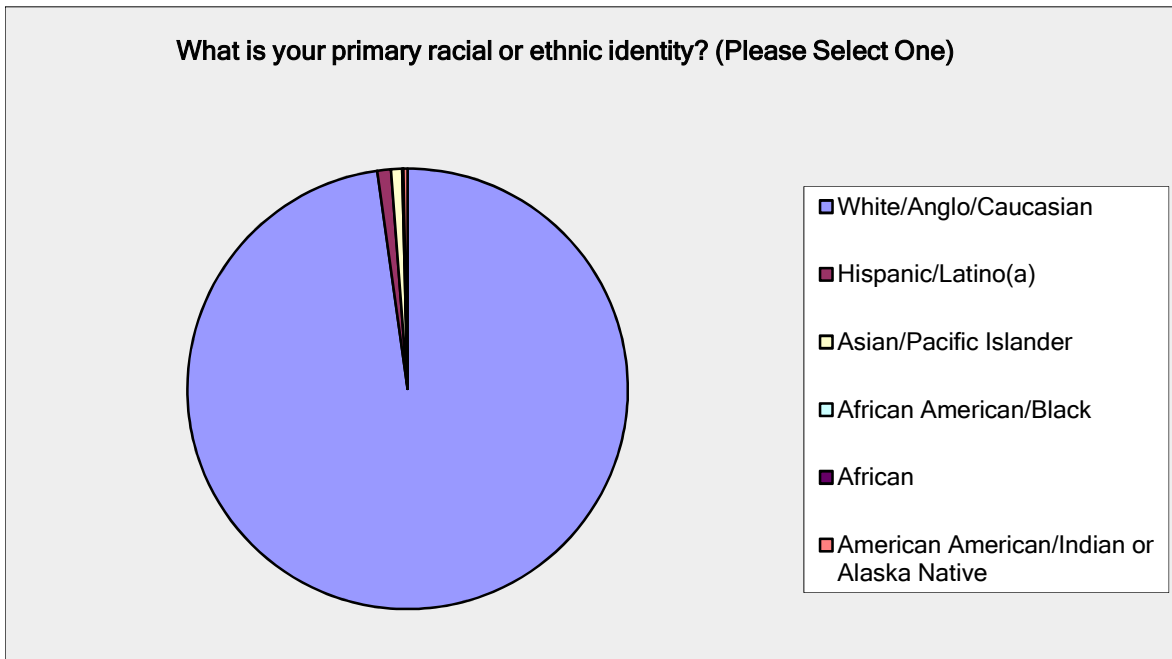
Nativity of the Blessed Virgin Mary Parish - Quality of Parish Life Survey

What best describes your highest level of education? (Please Select One)		
Answer Options	Response Percent	Response Count
Grade school	0.0%	0
Some high school	0.9%	7
High school diploma	11.5%	87
Some college/associate's degree	23.8%	180
Bachelor's degree	30.8%	233
Graduate degree	23.1%	175
Post graduate/doctoral degree	9.9%	75
<i>answered question</i>		757
<i>skipped question</i>		56



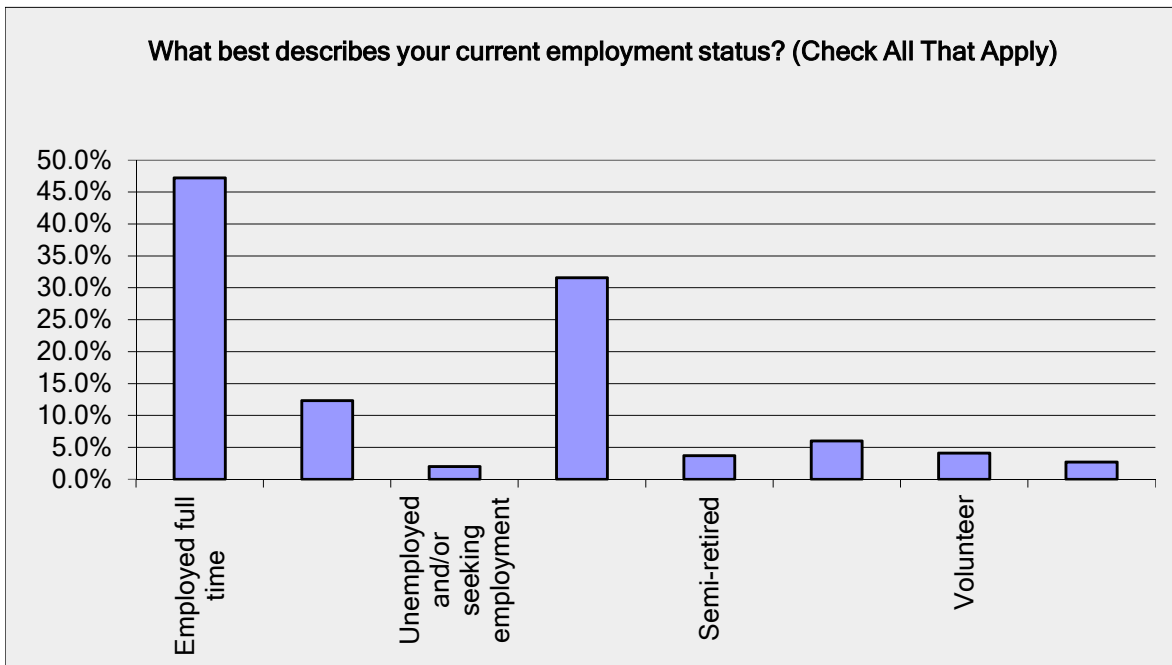
Nativity of the Blessed Virgin Mary Parish - Quality of Parish Life Survey

What is your primary racial or ethnic identity? (Please Select One)		
Answer Options	Response Percent	Response Count
White/Anglo/Caucasian	97.8%	716
Hispanic/Latino(a)	1.0%	7
Asian/Pacific Islander	0.8%	6
African American/Black	0.1%	1
African	0.0%	0
American American/Indian or Alaska Native	0.3%	2
<i>answered question</i>		732
<i>skipped question</i>		81



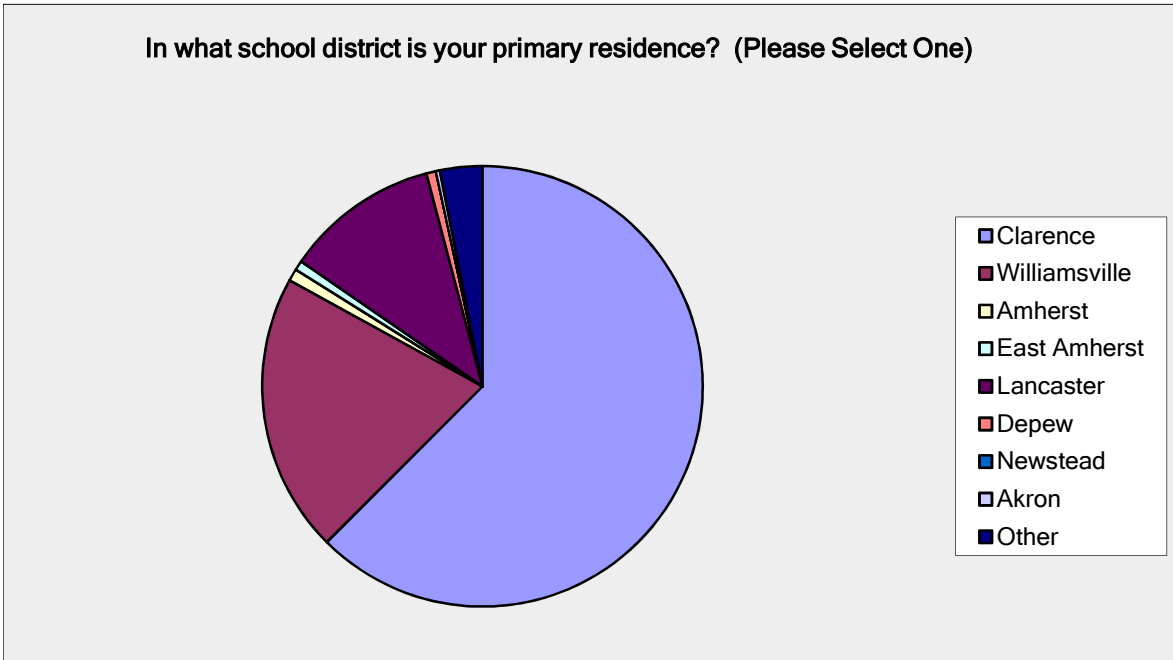
Nativity of the Blessed Virgin Mary Parish - Quality of Parish Life Survey

What best describes your current employment status? (Check All That Apply)		
Answer Options	Response Percent	Response Count
Employed full time	47.2%	353
Employed part time	12.3%	92
Unemployed and/or seeking employment	2.0%	15
Retired	31.6%	236
Semi-retired	3.7%	28
Not working outside the home	6.0%	45
Volunteer	4.1%	31
Student	2.7%	20
<i>answered question</i>		748
<i>skipped question</i>		65



Nativity of the Blessed Virgin Mary Parish - Quality of Parish Life Survey

In what school district is your primary residence? (Please Select One)		
Answer Options	Response Percent	Response Count
Clarence	62.5%	469
Williamsville	20.5%	154
Amherst	0.9%	7
East Amherst	0.7%	5
Lancaster	11.3%	85
Depew	0.7%	5
Newstead	0.0%	0
Akron	0.3%	2
Other	3.1%	23
<i>answered question</i>		750
<i>skipped question</i>		63



Nativity of the Blessed Virgin Mary Parish - Quality of Parish Life Survey

In what town is your primary residence? (Please Select One)		
Answer Options	Response Percent	Response Count
Clarence	63.7%	480
Williamsville	14.6%	110
Getzville	0.1%	1
Amherst	2.4%	18
East Amherst	2.8%	21
Lancaster	12.2%	92
Depew	1.1%	8
Newstead	0.0%	0
Akron	0.1%	1
Other	3.1%	23
<i>answered question</i>		754
<i>skipped question</i>		59

